



POWERNEWS

Defiance Mission Statement...

"ONE TEAM - INNOVATING THE FUTURE"

On this day in history (May 9)....

1754 1st newspaper cartoon in America-divided snake "Join or Die"

1865 President Andrew Johnson issues a proclamation declaring armed resistance in the South is virtually at an end; this is the commonly accepted end date of the American Civil War

1868 The city of Reno, Nevada, is founded

1882 Telegraph Hill RR Co (Cable Cars) in San Francisco organized

1896 1st horseless carriage show in London (featured 10 models)

1899 John Burr patents an improved rotary blade lawn mower in the US

1901 A financial panic begins in the USA following the struggle between two groups to control the railroads between the Great Lakes and the Pacific

1904 The steam locomotive City of Truro becomes the first steam engine to exceed 100mph.

1914 US President Woodrow Wilson proclaims Mother's Day

1944 1st eye bank opens in New York

1962 Laser beam successfully bounced off Moon for 1st time

1962 The Beatles sign their 1st contract with EMI Parlophone

1971 American Beth Bonner runs female world record marathon (3:01:42) in Philadelphia, Pennsylvania

1974 US House of Representatives Judiciary Committee begins formal hearings on Nixon impeachment

1991 Michael Landon appears on The Tonight Show to talk about his cancer prognosis

1992 Final episode of "Golden Girls" airs on NBC-TV

1992 Salem Village Witchcraft Victims' Memorial dedicated in Danvers (formally Salem Village) to mark 300 year anniversary of trials

2018 Oldest viral DNA, a form of hepatitis B, reported discovered in 7,000 year old skeleton found in Germany

2019 New Australian \$50 bank note misspells responsibility as "responsibility" on 46 million notes

By On This Day in History

Defiance Facebook Group Stay Connected

Defiance has a private Facebook group for current hourly, salaried, and contract employees. I encourage you to join this group, as employees can stay connected with time-sensitive messaging, production schedule adjustments, and plant emergency information.

Additionally, this is a great opportunity to see employee recognitions, current plant performance, community initiatives our plant is involved in, as well as company business updates.

When registering for the Defiance Facebook group, you must:


- Request access using your own personal Facebook account
- You will be prompted to enter your GMIN
- Answer verification questions for further identification purposes.

Create an Account & Manage Privacy Settings

- If you do not have a Facebook account, you can create a profile for work purposes and be sure to change privacy settings.

This is a private group and only current Defiance employees will be permitted to join.

Register for the Defiance Facebook Group



- Private Facebook group for current hourly, salaried, and contract employees.

- Employees can join to receive important business updates, plant recognitions, safety protocols, and additional plant information.

When registering, you must request access using your own personal Facebook account and you will be prompted to enter your GMIN and answer additional questions for identification purposes.

This is a private group and only current Defiance employees will be permitted to join.

To sign up visit: www.facebook.com/groups/GMDefianceTeam/

ANS REGISTRATION

Sign up for GM's **SECURE** Notification System!

Signing up is easy!

- Navigate to **Socrates > Company > ANS** or access the **ANS Link on HCC**.
- GM's Automated Notification System (ANS) communicates urgent information about workplace safety situations and business interruptions, such as:
 - **Shift Cancellations**
 - **Building Closures**
 - **Severe Weather Impacts**
 - **Time-Sensitive Information**

Don't be left out. Sign up today!



SCAN ME
Msg and Data Rates May Apply



Register for ANS today!
In the event that an emergency or time-sensitive message needs to be sent to employees (inclement weather, shift adjustments, etc.) the Automated Notification System (ANS) will be used to register users.


Scan the QR code for step-by-step instructions to register today. Additional information is also available on the ANS website at <https://socrates.gm.com/programs/company/ans/global/en/gm/home.html>

For users who are missing a self-registration profile and did not receive alerts when sent, please follow steps below for first-time registration to add personal contact points:

1. To REGISTER your Personal Information, Copy and Paste this link into your Chrome browser: <https://generalmotors.sendwordnow.com/ClosedRegistration-Login.aspx>
2. Enter your 9-digit GMIN and the PIN 1234
3. Select Authenticate to continue
4. On the next screen, create a Username and Password for your SWN account
5. Click on the Contact Information tab
6. Enter your personal mobile phone number, home phone number, and a valid personal email address
7. Check the boxes indicating that you want to receive calls and/or text messages
8. Click Submit
9. Click Log Out

Spirit Wear Fridays – May

Wear Green for



MENTAL HEALTH AWARENESS MONTH

YOU ARE NOT ALONE

MENTAL HEALTH AWARENESS MONTH

Send your Spirit Friday Pics to Jeremiah.Fleischman@gm.com 419-769-1859, Tim.Hauenstein@gm.com 419-769-1795 or Brandy.Thompson@gm.com 419-769-2175

May 3	May 10	May 17	May 24	May 31
-------	--------	--------	--------	--------

Thank You To Maumee Valley Vending

Congratulations to Doug Caryer for winning a new 65-inch TV in the Maumee Valley Vending Drawing. All employees with an active Avanti market card were entered into the drawing.



Pictured Above with Doug are Scarlett Niese, MVV rep, Rob Egnor, Derrick Parson and Dave Argumedo.


Preparation Time: 20 minutes
Cook Time: 20 Minutes
Serving Size: 1/8th of recipe
Number of Servings: 8

INGREDIENTS

- 1/2 medium head lettuce
- 1 medium green bell pepper
- 1 large tomato
- 1 small jalapeño pepper
- 1 medium red onion
- 2 cloves garlic
- 2 ounces low-fat cheddar cheese
- 15 1/2 ounces can of black beans (no salt added)
- 1-pound lean ground beef (turkey or chicken)
- 2 2/3 cups frozen corn
- 1/2 cup water
- 3/4 teaspoon chili powder
- 1 teaspoon salt
- 1/4 teaspoon ground cumin
- 8 whole wheat flour tortillas (6 inch)
- dash ground black pepper

CHEF'S NOTES:

- Use any type of cooked beans in place of the black beans.
- For a vegetarian option, use an extra can of drained and rinsed beans in place of the meat.
- To increase heat, leave a few seeds from the jalapeño in the salsa. Or season with an extra pinch of cayenne pepper.
- Top with rinsed and chopped tomatoes, green onions, low-fat sour cream, or low-fat plain yogurt, if you like

Tex-Mex Skillet

DIRECTIONS

1. Rinse lettuce, bell pepper, tomato, and jalapeño. Rinse and peel onion. Peel garlic.
2. Chop or shred lettuce into bite size pieces. Mince garlic. Halve the jalapeño and bell peppers. Remove seeds with the tip of a knife. Dice peppers.
3. Over a small bowl, grate tomato and onion using the coarse side of a box grater. Collect all pulp and juices.
4. Grate cheddar cheese.
5. In a colander, drain and rinse beans.
6. In a large skillet over medium-high heat, cook meat, bell pepper, and garlic, until meat is lightly browned. Drain to remove fat.
7. Stir in frozen corn, beans, water, and spices. Bring mixture to a boil. Lower heat and cover. Simmer for 10 minutes, or until most liquid is gone.
8. While meat mixture is simmering, make a salsa. Add jalapeño and a pinch of salt to the grated tomato and onion. Stir and set aside.
9. Divide the meat mixture evenly among the 8 tortillas. Top each with grated cheese, salsa, and lettuce. Roll up and serve.

For more recipes and cooking demonstrations visit the LifeSteps virtual library on [LifeSteps.com](https://www.lifesteps.com)

DEPENDANT SCHOLARSHIP PROGRAM UPDATE

We wanted to provide you with a quick update on the progress of the newly negotiated UAW-GM Dependent Scholarship Program for Dependent Children.

We have been actively working with our vendor daily and are making significant strides in developing the electronic application process. Our goal is to have everything ready with our vendor no later than the end of the 2nd quarter or sooner of this year, and we are committed to doing everything in our power to meet that timeline.

As a friendly reminder, if you had an eligible dependent enroll in a class on or after November 20, 2023, please retain all relevant documents such as proof of enrollment, grades, school invoices, and proof of payment. Once the reimbursement process is finalized and launched, we will provide instructions on where to send these documents and outline the next steps.

To ensure a smooth operation of the electronic application process, we kindly request that you connect with your members and encourage them to list their eligible dependents in Fidelity, if they haven't already done so. This will enable employees to easily select their dependents from a drop-down list when accessing the vendor's electronic application system. If a dependent is not uploaded into Fidelity, the employee will be prompted to log out of the vendor's system, upload their dependent in Fidelity, wait for a week, and then log back in to create an application on their dependent's behalf.

Lastly, we would like to provide you with an overview of the program process and guidelines:

Eligibility for the Program:

- Dependent children of active UAW represented employees pursuing post-secondary education or training at an institution accredited by a governmental or nationally recognized agency are eligible to apply for continuing education support.
- The child must be the employee's child or the child of the employee's spouse through birth, legal adoption, or legal guardianship.
- Dependent children must be unmarried and under the age of 26 at the time of course enrollment.
- Spouses are not included.

Required documents for reimbursement:

- Verification of satisfactory completion of semester coursework.
- Verification of dependency.
- Verification of payment.

- Verification of dependency.
- Verification of payment.

On another note, we have been informed that the EdAssist site will no longer be accessible through the deprecated/legacy browser Internet Explorer effective April 30, 2024. As of April 30th, 2024, a participant who attempts to access the EdAssist site via Internet Explorer will see a message that they are using a web browser that is not supported and will have to use a different browser to access their benefit.

In closing we would like to share our gratitude on the ongoing support and cooperation as we work towards finalizing this program. We know that you all are getting inundated with calls and questions and truly appreciate each of you, in the meanwhile If you have any questions or need further clarification, please don't hesitate to reach out to us.

Thanks again and take care,

John Szafranski

James Robinson

ATTENTION:

There is a change to how we will be handling our lockout audits. Currently, we have lockout audits due in quarters 1-3 with a refresher in the 4th quarter:

- Q1: Lockout Audit due by 3/31
- Q2: Lockout Audit due by 6/30
- Q3: Lockout Audit due by 9/30
- Q4: Lockout Refresher

Starting immediately, we will now have a due date of June 30th for a Lockout Audit AND the MPS/SCS audit. The requirement is to complete both forms. This will be the schedule going forward:

- Q2: Lockout Audit AND MPS/SCS Audit due by 6/30 (1 of each)
- Q4: Lockout Refresher

The Lockout Audit and MPS/SCS Audit can be found on the Defiance Safety Sharepoint.

Please let me know if you have any questions.

Brady Laudick - Safety Supervisor

brady.laudick@gm.com tel: 419-769-7267

Financial Education
Workshop Series

Feel more confident about your finances.

Attend a complimentary workshop:

June 5 & 6, 2024

June 5, 2024

Get Started and Save for the Future You

Learn the benefits of your workplace savings plan, how to enroll, and small steps you can take to save more.

9:00pm - 10:00pm > 2nd shift
10:30pm - 11:30pm > 3rd shift
11:30pm - 12:30pm > 3rd shift

June 6, 2024

Get Started and Save for the Future You

Learn the benefits of your workplace savings plan, how to enroll, and small steps you can take to save more.

12:00pm - 1:00pm > 1st shift
1:30pm - 2:30pm > 1st shift
3:00pm - 4:00pm > 2nd shift

Specific Workshops will be scheduled pending survey feedback, benefit and financial information requested.

All can be served. Learn, grow your knowledge and plan!

June 5 & 6



WILL BE ONSITE

Thursday, **5/16**

10 am - 1 pm

5:30 pm - 8 pm

Friday(Day 5), **5/17**

12 am - 2 am

TEXT YOUR ORDER

AHEAD @

419-699-1511

Name, Order & Time

Picking Up

**BLOOD
DRIVE
TUESDAY,
JUNE 11**



TWO EASY ways to schedule your appointment.

- 1) Contact Jeremiah Fleischman
- 2) Scan the QR code with your phone's camera, select the link that pops up to open the Red Cross website and schedule your appointment. You may need to search "powertrain" in order for our on-site drive to become visible.



Tonya Huss

UAW Communication Coordinator

tonya.huss@gm.com



Kevin Nadrowski

Communication

Manager

kevin.1.nadrowski@gm.com



At **GM**, our product safety strategy aligns with how crashes occur in the real world, with technologies designed to **protect customers** before, during and after a crash.

To learn more about GM's vehicle safety visit:

www.gm.com/our-stories/vehicle-safety.html

Did You Know:
Safety is
a foundational
commitment

Customer safety is a
24/7 priority
for everyone

To report an issue: Hotline: 877-866-7776 / Email: gmspeakupforsafety@usa.gm.com



Investing involves risk, including risk of loss.

Fidelity Brokerage Services LLC, Member NYSE, SIPC, 900 Salem Street, Smithfield, RI 02917
© 2024 FMR LLC. All rights reserved.
4177810 1 0